

**PLEASE CHECK WWW.MOLEX.COM FOR LATEST PART INFORMATION**

**Part Number:** [0901200132](#)  
**Status:** **Active**  
**Overview:** [cgrid\\_iii](#)  
**Description:** 2.54mm (.100") Pitch C-Grid III™ Header, Single Row, Vertical, 12 Circuits, Tin (Sn) Plating

**Documents:**

[3D Model](#) [RoHS Certificate of Compliance \(PDF\)](#)  
[Drawing \(PDF\)](#)

**General**

Product Family	PCB Headers
Series	<a href="#">90120</a>
Application	Wire-to-Board
Overview	<a href="#">cgrid_iii</a>
Product Name	C-Grid III™

**Physical**

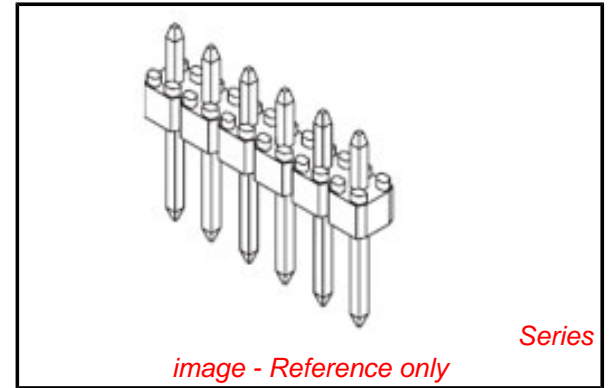
Breakaway	Yes
Circuits (Loaded)	12
Circuits (maximum)	12
Color - Resin	Black
First Mate / Last Break	No
Glow-Wire Compliant	No
Guide to Mating Part	No
Keying to Mating Part	None
Lock to Mating Part	None
Material - Metal	Brass
Material - Plating Mating	Tin
Material - Plating Termination	Tin
Material - Resin	Polyester
Number of Rows	1
Orientation	Vertical
PC Tail Length (in)	0.114 In
PC Tail Length (mm)	2.90 mm
PCB Locator	No
PCB Retention	None
Packaging Type	Bag
Pitch - Mating Interface (in)	0.100 In
Pitch - Mating Interface (mm)	2.54 mm
Plating min: Mating (µin)	160
Plating min: Mating (µm)	4.00
Polarized to Mating Part	No
Polarized to PCB	No
Shrouded	No
Stackable	No
Temperature Range - Operating	-55°C to +125°C
Termination Interface: Style	Through Hole

**Electrical**

Current - Maximum per Contact	3A
Voltage - Maximum	350V

**Solder Process Data**

Duration at Max. Process Temperature (seconds)	5
Lead-free Process Capability	Wave Capable (TH only)



**EU RoHS**

**ELV and RoHS  
Compliant**  
**REACH SVHC  
Contains SVHC: No**  
**Halogen-Free  
Status**

**China RoHS**



**Not Reviewed**

**Need more information on product  
environmental compliance?**

Email [productcompliance@molex.com](mailto:productcompliance@molex.com)  
For a multiple part number RoHS Certificate of Compliance, [click here](#)

Please visit the [Contact Us](#) section for any non-product compliance questions.

**Search Parts in this Series**

[90120Series](#)

**Mates With**

[90147 C-Grid® PC Board Connector](#). [90123 C-Grid III™ Modular Crimp Housing](#)

Max. Cycles at Max. Process Temperature	1
Process Temperature max. C	260

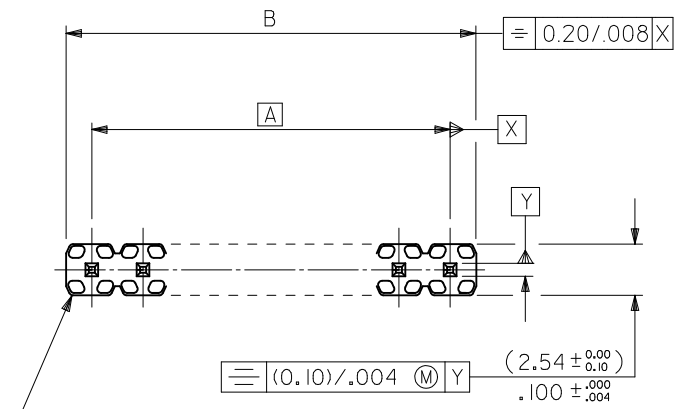
**Material Info**

**Reference - Drawing Numbers**

Sales Drawing	SDA-90120
---------------	-----------

This document was generated on 05/26/2010

**PLEASE CHECK [WWW.MOLEX.COM](http://WWW.MOLEX.COM) FOR LATEST PART INFORMATION**

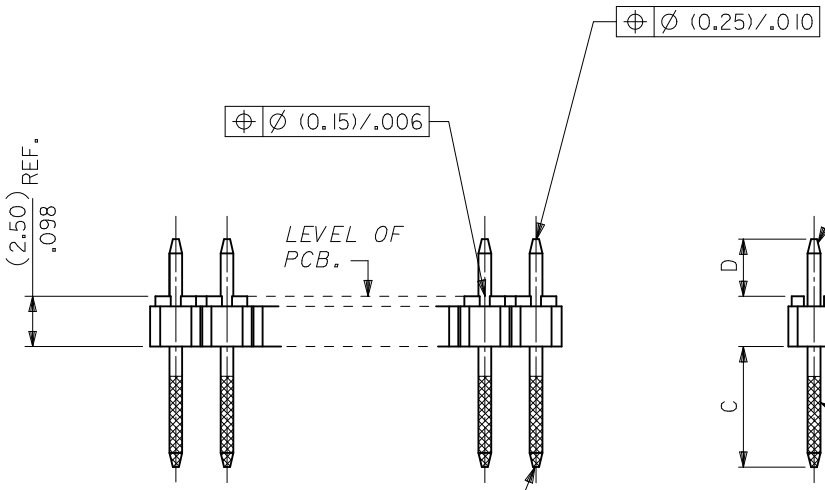


WAFER: 15% GLASS FILLED POLYESTER  
TO UL 94V-0.  
COLOUR: BLACK.

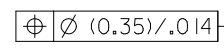
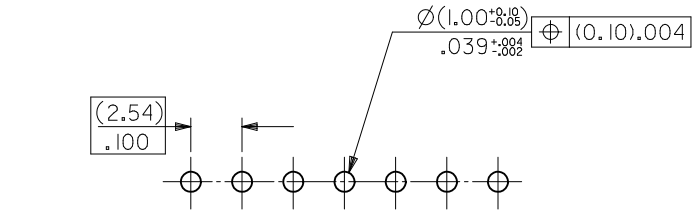
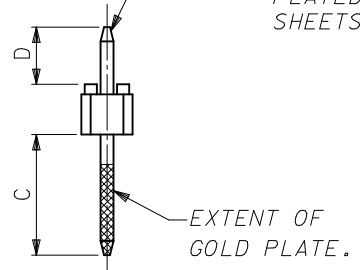
CKT SIZE	DIM. "A"		DIM. "B" <sup>(+0.45)</sup> <sub>(-0.18)</sub>		CKT SIZE	DIM. "A"		DIM. "B" <sup>(+0.45)</sup> <sub>(-0.18)</sub>	
1X 1			(2.54)	.100	1X21	(50.80)	2.000	(53.34)	2.100
1X 2	(2.54)	.100	(5.08)	.200	1X22	(53.34)	2.100	(55.88)	2.200
1X 3	(5.08)	.200	(7.62)	.300	1X23	(55.88)	2.200	(58.42)	2.300
1X 4	(7.62)	.300	(10.16)	.400	1X24	(58.42)	2.300	(60.96)	2.400
1X 5	(10.16)	.400	(12.70)	.500	1X25	(60.96)	2.400	(63.50)	2.500
1X 6	(12.70)	.500	(15.24)	.600	1X26	(63.50)	2.500	(66.04)	2.600
1X 7	(15.24)	.600	(17.78)	.700	1X27	(66.04)	2.600	(68.58)	2.700
1X 8	(17.78)	.700	(20.32)	.800	1X28	(68.58)	2.700	(71.12)	2.800
1X 9	(20.32)	.800	(22.86)	.900	1X29	(71.12)	2.800	(73.66)	2.900
1X 10	(22.86)	.900	(25.40)	1.000	1X30	(73.66)	2.900	(76.20)	3.000
1X 11	(25.40)	1.000	(27.94)	1.100	1X31	(76.20)	3.000	(78.74)	3.100
1X 12	(27.94)	1.100	(30.48)	1.200	1X32	(78.74)	3.100	(81.28)	3.200
1X 13	(30.48)	1.200	(33.02)	1.300	1X33	(81.28)	3.200	(83.82)	3.300
1X 14	(33.02)	1.300	(35.56)	1.400	1X34	(83.82)	3.300	(86.36)	3.400
1X 15	(35.56)	1.400	(38.10)	1.500	1X35	(86.36)	3.400	(88.90)	3.500
1X 16	(38.10)	1.500	(40.64)	1.600	1X36	(88.90)	3.500	(91.44)	3.600
1X 17	(40.64)	1.600	(43.18)	1.700	1X37	(91.44)	3.600	(93.98)	3.700
1X 18	(43.18)	1.700	(45.72)	1.800	1X38	(93.98)	3.700	(96.52)	3.800
1X 19	(45.72)	1.800	(48.26)	1.900	1X39	(96.52)	3.800	(99.06)	3.900
1X 20	(48.26)	1.900	(50.80)	2.000	1X40	(99.06)	3.900	(101.60)	4.000

NOTES

- FOR ASSY NUMBERS WITH FINISH OPTIONS AND DIM'S C & D SEE SHEETS 2 TO 6.
- PRODUCT SPEC: PS-99020-0001
- RECOMMENDED PCB THICKNESS 1.6mm



PINS: (0.635)/.025 SQ. BRASS WIRE.  
PLATED AS PER SHEETS 2 TO 6.



REV GD&T FOR DIM B EC NO: S2010-0493 DRWN:SKANG 2009/12/11 CHKD:ATSEE 2009/12/21 APPR:MLONG 2009/12/21	QUALITY SYMBOLS	GENERAL TOLERANCES (UNLESS SPECIFIED)	DIMENSION STYLE	SCALE	DESIGN UNITS	THIRD ANGLE PROJECTION
	$\nabla_A = 0$	mm INCH	MM/IN	NTS	METRIC	
	$\nabla_C = 0$	4 PLACES ± --- ± ---	DRAWN BY DATE			C-GRID III SINGLE ROW STRAIGHT PIN HEADER MOLEX INCORPORATED
	$\nabla_B = 0$	3 PLACES ± --- ± ---	JDENNEHY 2006/01/18			
	ANGULAR ± ---°	2 PLACES ± --- ± ---	CHECKED BY DATE			
		1 PLACE ± --- ± ---	DWASZKIEWICZ 2006/01/18			
			APPROVED BY DATE			
			MLONG 2009/12/21			
			MATERIAL NO.			
			SEE TABLE			
			SIZE			
			A3			
			THIS DRAWING CONTAINS INFORMATION THAT IS PROPRIETARY TO MOLEX INCORPORATED AND SHOULD NOT BE USED WITHOUT WRITTEN PERMISSION			

CIRCUIT SIZE	PLATING TYPE A		PLATING TYPE E		PLATING TYPE F	
	PART NO.	CUSTOMER SPECIFIC PART NO.	PART NO.	CUSTOMER SPECIFIC PART NO.	PART NO.	CUSTOMER SPECIFIC PART NO.
1 X 1	90120-0121	90120-9121	90120-0761	90120-9761	90120-0921	90120-9921
1 X 2	▲ -0122	▲ -9122	▲ -0762	▲ -9762	▲ -0922	▲ -9922
1 X 3	-0123	-9123	-0763	-9763	-0923	-9923
1 X 4	-0124	-9124	-0764	-9764	-0924	-9924
1 X 5	-0125	-9125	-0765	-9765	-0925	-9925
1 X 6	-0126	-9126	-0766	-9766	-0926	-9926
1 X 7	-0127	-9127	-0767	-9767	-0927	-9927
1 X 8	-0128	-9128	-0768	-9768	-0928	-9928
1 X 9	-0129	-9129	-0769	-9769	-0929	-9929
1 X 10	-0130	-9130	-0770	-9770	-0930	-9930
1 X 11	-0131	-9131	-0771	-9771	-0931	-9931
1 X 12	-0132	-9132	-0772	-9772	-0932	-9932
1 X 13	-0133	-9133	-0773	-9773	-0933	-9933
1 X 14	-0134	-9134	-0774	-9774	-0934	-9934
1 X 15	-0135	-9135	-0775	-9775	-0935	-9935
1 X 16	-0136	-9136	-0776	-9776	-0936	-9936
1 X 17	-0137	-9137	-0777	-9777	-0937	-9937
1 X 18	-0138	-9138	-0778	-9778	-0938	-9938
1 X 19	-0139	-9139	-0779	-9779	-0939	-9939
1 X 20	-0140	-9140	-0780	-9780	-0940	-9940
1 X 21	-0141	-9141	-0781	-9781	-0941	-9941
1 X 22	-0142	-9142	-0782	-9782	-0942	-9942
1 X 23	-0143	-9143	-0783	-9783	-0943	-9943
1 X 24	-0144	-9144	-0784	-9784	-0944	-9944
1 X 25	-0145	-9145	-0785	-9785	-0945	-9945
1 X 26	-0146	-9146	-0786	-9786	-0946	-9946
1 X 27	-0147	-9147	-0787	-9787	-0947	-9947
1 X 28	-0148	-9148	-0788	-9788	-0948	-9948
1 X 29	-0149	-9149	-0789	-9789	-0949	-9949
1 X 30	-0150	-9150	-0790	-9790	-0950	-9950
1 X 31	-0151	-9151	-0791	-9791	-0951	-9951
1 X 32	-0152	-9152	-0792	-9792	-0952	-9952
1 X 33	-0153	-9153	-0793	-9793	-0953	-9953
1 X 34	-0154	-9154	-0794	-9794	-0954	-9954
1 X 35	-0155	-9155	-0795	-9795	-0955	-9955
1 X 36	-0156	-9156	-0796	-9796	-0956	-9956
1 X 37	-0157	-9157	-0797	-9797	-0957	-9957
1 X 38	-0158	-9158	-0798	-9798	-0958	-9958
1 X 39	▼ -0159	▼ -9159	▼ -0799	▼ -9799	▼ -0959	▼ -9959
1 X 40	90120-0160	90120-9160	90120-0800	90120-9800	90120-0960	90120-9960

DIM C (+0.20 / -0.008) (6.75) .266

DIM D (+0.20 / -0.30) (+.008 / -.012) (2.90) .114

NOTES:  
FOR PLATING VARIATIONS SEE  
ENG.STD. SDES-99000-0003.

**STANDARD PRODUCTS**

REV GD&T FOR DIM B  
EC NO: S2010-0493  
DRWN:SKANG 2009/12/11  
CHKD:ATSEE 2009/12/21  
APPR:MLONG 2009/12/21

QUALITY SYMBOLS  
F<sub>A</sub>=0  
F<sub>E</sub>=0  
F<sub>F</sub>=0

GENERAL TOLERANCES (UNLESS SPECIFIED)  
4 PLACES ± --- ± ---  
3 PLACES ± --- ± ---  
2 PLACES ± --- ± ---  
1 PLACE ± --- ± ---  
ANGULAR ± ---°  
DRAFT WHERE APPLICABLE  
MUST REMAIN WITHIN DIMENSIONS

DIMENSION STYLE  
MM/IN  
DRAWN BY JDENNEHY DATE 2006/01/18  
CHECKED BY DWASZKIEWICZ DATE 2006/01/18  
APPROVED BY MLONG DATE 2009/12/21  
MATERIAL NO. SEE TABLE  
SIZE A3

SCALE NTS  
DESIGN UNITS METRIC  
THIRD ANGLE PROJECTION

TITLE  
C-GRID III  
SINGLE ROW STRAIGHT  
PIN HEADER  
MOLEX INCORPORATED  
DOCUMENT NO. SDA-90120  
SHEET NO. 2 OF 6  
THIS DRAWING CONTAINS INFORMATION THAT IS PROPRIETARY TO MOLEX INCORPORATED AND SHOULD NOT BE USED WITHOUT WRITTEN PERMISSION

CIRCUIT SIZE	PLATING TYPE A PART NO.	PLATING TYPE E PART NO.	PLATING TYPE F PART NO.
1 X 1	90120-0041	90120-0681	90120-0841
1 X 2	▲ -0042	▲ -0682	▲ -0842
1 X 3	-0043	-0683	-0843
1 X 4	-0044	-0684	-0844
1 X 5	-0045	-0685	-0845
1 X 6	-0046	-0686	-0846
1 X 7	-0047	-0687	-0847
1 X 8	-0048	-0688	-0848
1 X 9	-0049	-0689	-0849
1 X 10	-0050	-0690	-0850
1 X 11	-0051	-0691	-0851
1 X 12	-0052	-0692	-0852
1 X 13	-0053	-0693	-0853
1 X 14	-0054	-0694	-0854
1 X 15	-0055	-0695	-0855
1 X 16	-0056	-0696	-0856
1 X 17	-0057	-0697	-0857
1 X 18	-0058	-0698	-0858
1 X 19	-0059	-0699	-0859
1 X 20	-0060	-0700	-0860
1 X 21	-0061	-0701	-0861
1 X 22	-0062	-0702	-0862
1 X 23	-0063	-0703	-0863
1 X 24	-0064	-0704	-0864
1 X 25	-0065	-0705	-0865
1 X 26	-0066	-0706	-0866
1 X 27	-0067	-0707	-0867
1 X 28	-0068	-0708	-0868
1 X 29	-0069	-0709	-0869
1 X 30	-0070	-0710	-0870
1 X 31	-0071	-0711	-0871
1 X 32	-0072	-0712	-0872
1 X 33	-0073	-0713	-0873
1 X 34	-0074	-0714	-0874
1 X 35	-0075	-0715	-0875
1 X 36	-0076	-0716	-0876
1 X 37	-0077	-0717	-0877
1 X 38	-0078	-0718	-0878
1 X 39	▼ -0079	▼ -0719	▼ -0879
1 X 40	90120-0080	90120-0720	90120-0880

CIRCUIT SIZE	PLATING TYPE A PART NO.	PLATING TYPE E PART NO.	PLATING TYPE F PART NO.
1 X 1	90120-0081	90120-0721	90120-0881
1 X 2	▲ -0082	▲ -0722	▲ -0882
1 X 3	-0083	-0723	-0883
1 X 4	-0084	-0724	-0884
1 X 5	-0085	-0725	-0885
1 X 6	-0086	-0726	-0886
1 X 7	-0087	-0727	-0887
1 X 8	-0088	-0728	-0888
1 X 9	-0089	-0729	-0889
1 X 10	-0090	-0730	-0890
1 X 11	-0091	-0731	-0891
1 X 12	-0092	-0732	-0892
1 X 13	-0093	-0733	-0893
1 X 14	-0094	-0734	-0894
1 X 15	-0095	-0735	-0895
1 X 16	-0096	-0736	-0896
1 X 17	-0097	-0737	-0897
1 X 18	-0098	-0738	-0898
1 X 19	-0099	-0739	-0899
1 X 20	-0100	-0740	-0900
1 X 21	-0101	-0741	-0901
1 X 22	-0102	-0742	-0902
1 X 23	-0103	-0743	-0903
1 X 24	-0104	-0744	-0904
1 X 25	-0105	-0745	-0905
1 X 26	-0106	-0746	-0906
1 X 27	-0107	-0747	-0907
1 X 28	-0108	-0748	-0908
1 X 29	-0109	-0749	-0909
1 X 30	-0110	-0750	-0910
1 X 31	-0111	-0751	-0911
1 X 32	-0112	-0752	-0912
1 X 33	-0113	-0753	-0913
1 X 34	-0114	-0754	-0914
1 X 35	-0115	-0755	-0915
1 X 36	-0116	-0756	-0916
1 X 37	-0117	-0757	-0917
1 X 38	-0118	-0758	-0918
1 X 39	▼ -0119	▼ -0759	▼ -0919
1 X 40	90120-0120	90120-0760	90120-0920

DIM  
C (±0.20)  
±.008  
(5.75)  
.226

DIM  
D (±0.20)  
±0.30  
±.008  
±.012  
(2.90)  
.114

DIM  
C (±0.20)  
±.008  
(5.75)  
.226

DIM  
D (±0.25)  
±.010  
(4.50)  
.177

NOTES:  
FOR PLATING VARIATIONS SEE  
ENG.STD. SDES-99000-0003.

**NON-STANDARD PRODUCTS**

<b>REV GD&amp;T FOR DIM B</b> EC NO: S2010-0493 DRWN:SKANG 2009/12/11 CHKD:ATSEE 2009/12/21 APPR:MLONG 2009/12/21	QUALITY SYMBOLS	GENERAL TOLERANCES (UNLESS SPECIFIED)	DIMENSION STYLE	SCALE	DESIGN UNITS	THIRD ANGLE PROJECTION
	$\nabla_A = 0$ $\nabla_C = 0$ $\nabla_F = 0$	mm    INCH 4 PLACES ± --- ± --- 3 PLACES ± --- ± --- 2 PLACES ± --- ± --- 1 PLACE ± --- ± --- ANGULAR ± ---°	MM/IN	NTS	METRIC	
		DRAFT WHERE APPLICABLE MUST REMAIN WITHIN DIMENSIONS	DRAWN BY DATE	TITLE	C-GRID III SINGLE ROW STRAIGHT PIN HEADER	
			CHECKED BY DATE		MOLEX INCORPORATED	
		APPROVED BY DATE		SDA-90120		
		MATERIAL NO.	DOCUMENT NO.	SHEET NO.		
		SIZE	THIS DRAWING CONTAINS INFORMATION THAT IS PROPRIETARY TO MOLEX INCORPORATED AND SHOULD NOT BE USED WITHOUT WRITTEN PERMISSION			

CIRCUIT SIZE	PLATING TYPE A PART NO.	PLATING TYPE E PART NO.	PLATING TYPE F PART NO.
1 X 1	90120-0161	90120-0801	90120-0961
1 X 2	▲ -0162	▲ -0802	▲ -0962
1 X 3	-0163	-0803	-0963
1 X 4	-0164	-0804	-0964
1 X 5	-0165	-0805	-0965
1 X 6	-0166	-0806	-0966
1 X 7	-0167	-0807	-0967
1 X 8	-0168	-0808	-0968
1 X 9	-0169	-0809	-0969
1 X 10	-0170	-0810	-0970
1 X 11	-0171	-0811	-0971
1 X 12	-0172	-0812	-0972
1 X 13	-0173	-0813	-0973
1 X 14	-0174	-0814	-0974
1 X 15	-0175	-0815	-0975
1 X 16	-0176	-0816	-0976
1 X 17	-0177	-0817	-0977
1 X 18	-0178	-0818	-0978
1 X 19	-0179	-0819	-0979
1 X 20	-0180	-0820	-0980
1 X 21	-0181	-0821	-0981
1 X 22	-0182	-0822	-0982
1 X 23	-0183	-0823	-0983
1 X 24	-0184	-0824	-0984
1 X 25	-0185	-0825	-0985
1 X 26	-0186	-0826	-0986
1 X 27	-0187	-0827	-0987
1 X 28	-0188	-0828	-0988
1 X 29	-0189	-0829	-0989
1 X 30	-0190	-0830	-0990
1 X 31	-0191	-0831	-0991
1 X 32	-0192	-0832	-0992
1 X 33	-0193	-0833	-0993
1 X 34	-0194	-0834	-0994
1 X 35	-0195	-0835	-0995
1 X 36	-0196	-0836	-0996
1 X 37	-0197	-0837	-0997
1 X 38	-0198	-0838	-0998
1 X 39	▼ -0199	▼ -0839	▼ -0999
1 X 40	90120-0200	90120-0840	90120-1000

DIM C  
(±0.20)  
±.008  
(6.75)  
.266

DIM D  
(±0.25)  
±.010  
(4.50)  
.177

NOTES:  
FOR PLATING VARIATIONS SEE  
ENG.STD. SDES-99000-0003.

**NON-STANDARD PRODUCTS**

REV GD&T FOR DIM B EC NO: S2010-0493 DRWN:SKANG 2009/12/11 CHKD:ATSEE 2009/12/21 APPR:MLONG 2009/12/21	QUALITY SYMBOLS	GENERAL TOLERANCES (UNLESS SPECIFIED)	DIMENSION STYLE	SCALE	DESIGN UNITS	THIRD ANGLE PROJECTION	
	$\nabla_A=0$ $\nabla_C=0$ $\nabla_F=0$	mm INCH	MM/IN	NTS	METRIC		
		4 PLACES ± --- ± --- 3 PLACES ± --- ± --- 2 PLACES ± --- ± --- 1 PLACE ± --- ± ---	DRAWN BY DATE JDENNEHY 2006/01/18	TITLE	C-GRID III SINGLE ROW STRAIGHT PIN HEADER		
		ANGULAR ± ---°	CHECKED BY DATE DWASZKIEWICZ 2006/01/18	APPROVED BY DATE MLONG 2009/12/21	MOLEX INCORPORATED		
	DRAFT WHERE APPLICABLE MUST REMAIN WITHIN DIMENSIONS	SEE TABLE	MATERIAL NO.	DOCUMENT NO.	SHEET NO.		
N1			SIZE A3	THIS DRAWING CONTAINS INFORMATION THAT IS PROPRIETARY TO MOLEX INCORPORATED AND SHOULD NOT BE USED WITHOUT WRITTEN PERMISSION			

	10	9	8	7	6	5	4	3	2	1	
F	CIRCUIT SIZE	PLATING TYPE B PART NO.	PLATING TYPE C PART NO.	PLATING TYPE D PART NO.	PLATING TYPE G PART NO.	CIRCUIT SIZE	PLATING TYPE G PART NO.	PLATING TYPE B PART NO.	PLATING TYPE C PART NO.	PLATING TYPE D PART NO.	F
		90120-0281	90120-0441	90120-0601	90120-1081		90120-1001	90120-0201	90120-0361	90120-0521	
		↑ -0282	↑ -0442	↑ -0602	↑ -1082		↑ -1002	↑ -0202	↑ -0362	↑ -0522	
		-0283	-0443	-0603	-1083		-1003	-0203	-0363	-0523	
		-0284	-0444	-0604	-1084		-1004	-0204	-0364	-0524	
		-0285	-0445	-0605	-1085		-1005	-0205	-0365	-0525	
		-0286	-0446	-0606	-1086		-1006	-0206	-0366	-0526	
		-0287	-0447	-0607	-1087		-1007	-0207	-0367	-0527	
		-0288	-0448	-0608	-1088		-1008	-0208	-0368	-0528	
		-0289	-0449	-0609	-1089		-1009	-0209	-0369	-0529	
		-0290	-0450	-0610	-1090		-1010	-0210	-0370	-0530	
		-0291	-0451	-0611	-1091		-1011	-0211	-0371	-0531	
		-0292	-0452	-0612	-1092		-1012	-0212	-0372	-0532	
		-0293	-0453	-0613	-1093		-1013	-0213	-0373	-0533	
		-0294	-0454	-0614	-1094		-1014	-0214	-0374	-0534	
		-0295	-0455	-0615	-1095		-1015	-0215	-0375	-0535	
		-0296	-0456	-0616	-1096		-1016	-0216	-0376	-0536	
		-0297	-0457	-0617	-1097		-1017	-0217	-0377	-0537	
		-0298	-0458	-0618	-1098		-1018	-0218	-0378	-0538	
		-0299	-0459	-0619	-1099		-1019	-0219	-0379	-0539	
		-0300	-0460	-0620	-1100		-1020	-0220	-0380	-0540	
		-0301	-0461	-0621	-1101		-1021	-0221	-0381	-0541	
		-0302	-0462	-0622	-1102		-1022	-0222	-0382	-0542	
		-0303	-0463	-0623	-1103		-1023	-0223	-0383	-0543	
		-0304	-0464	-0624	-1104		-1024	-0224	-0384	-0544	
		-0305	-0465	-0625	-1105		-1025	-0225	-0385	-0545	
		-0306	-0466	-0626	-1106		-1026	-0226	-0386	-0546	
		-0307	-0467	-0627	-1107		-1027	-0227	-0387	-0547	
		-0308	-0468	-0628	-1108		-1028	-0228	-0388	-0548	
		-0309	-0469	-0629	-1109		-1029	-0229	-0389	-0549	
		-0310	-0470	-0630	-1110		-1030	-0230	-0390	-0550	
		-0311	-0471	-0631	-1111		-1031	-0231	-0391	-0551	
		-0312	-0472	-0632	-1112		-1032	-0232	-0392	-0552	
		-0313	-0473	-0633	-1113		-1033	-0233	-0393	-0553	
		-0314	-0474	-0634	-1114		-1034	-0234	-0394	-0554	
		-0315	-0475	-0635	-1115		-1035	-0235	-0395	-0555	
		-0316	-0476	-0636	-1116		-1036	-0236	-0396	-0556	
		-0317	-0477	-0637	-1117		-1037	-0237	-0397	-0557	
		-0318	-0478	-0638	-1118		-1038	-0238	-0398	-0558	
		-0319	-0479	-0639	-1119		-1039	-0239	-0399	-0559	
↓	↓	↓	↓	↓	↓	↓	↓				
90120-0320	90120-0480	90120-0640	90120-1120	90120-1040	90120-0240	90120-0400	90120-0560				

DIM  
C  
(±0.20)  
±.008  
(6.75)  
.266

DIM  
D  
(±0.20)  
±.008  
(2.90)  
.114

DIM  
C  
(±0.20)  
±.008  
(5.75)  
.226

DIM  
D  
(±0.20)  
±.008  
(2.90)  
.114

NOTES:  
FOR PLATING VARIATIONS SEE  
ENG.STD. SDES-99000-0003.

**NON-STANDARD PRODUCTS  
NOT FOR GENERAL RELEASE**

REV GD&T FOR DIM B	QUALITY SYMBOLS
EC NO: S2010-0493	▽ <sub>A</sub> =0
DRWN:SKANG 2009/12/11	▽ <sub>E</sub> =0
CHKD:ATSEE 2009/12/21	▽ <sub>F</sub> =0
APPR:MLONG 2009/12/21	
REV N1	

GENERAL TOLERANCES (UNLESS SPECIFIED)
mm INCH
4 PLACES ± --- ± ---
3 PLACES ± --- ± ---
2 PLACES ± --- ± ---
1 PLACE ± --- ± ---
ANGULAR ± ---°
DRAFT WHERE APPLICABLE MUST REMAIN WITHIN DIMENSIONS

DIMENSION STYLE	SCALE	DESIGN UNITS	THIRD ANGLE PROJECTION
MM/IN	NTS	METRIC	
DRAWN BY DATE	TITLE		
JDENNEHY 2006/01/18	C-GRID III SINGLE ROW STRAIGHT PIN HEADER		
CHECKED BY DATE	MOLEX INCORPORATED		
DWASZKIEWICZ 2006/01/18	SDA-90120		
APPROVED BY DATE	SHEET NO.		
MLONG 2009/12/21	5 OF 6		
MATERIAL NO.	THIS DRAWING CONTAINS INFORMATION THAT IS PROPRIETARY TO MOLEX INCORPORATED AND SHOULD NOT BE USED WITHOUT WRITTEN PERMISSION		
SEE TABLE			

	10	9	8	7	6	5	4	3	2	1		
		CIRCUIT SIZE	PLATING TYPE B PART NO.	PLATING TYPE C PART NO.	PLATING TYPE D PART NO.	PLATING TYPE G PART NO.		CIRCUIT SIZE	PLATING TYPE B PART NO.	PLATING TYPE C PART NO.	PLATING TYPE D PART NO.	PLATING TYPE G PART NO.
		I X 1	90120-0241	90120-0401	90120-0561	90120-1041		I X 1	90120-0321	90120-0481	90120-0641	90120-1121
		I X 2	▲ -0242	▲ -0402	▲ -0562	▲ -1042		I X 2	▲ -0322	▲ -0482	▲ -0642	▲ -1122
		I X 3	-0243	-0403	-0563	-1043		I X 3	-0323	-0483	-0643	-1123
		I X 4	-0244	-0404	-0564	-1044		I X 4	-0324	-0484	-0644	-1124
		I X 5	-0245	-0405	-0565	-1045		I X 5	-0325	-0485	-0645	-1125
		I X 6	-0246	-0406	-0566	-1046		I X 6	-0326	-0486	-0646	-1126
		I X 7	-0247	-0407	-0567	-1047		I X 7	-0327	-0487	-0647	-1127
		I X 8	-0248	-0408	-0568	-1048		I X 8	-0328	-0488	-0648	-1128
		I X 9	-0249	-0409	-0569	-1049		I X 9	-0329	-0489	-0649	-1129
		I X 10	-0250	-0410	-0570	-1050		I X 10	-0330	-0490	-0650	-1130
		I X 11	-0251	-0411	-0571	-1051		I X 11	-0331	-0491	-0651	-1131
		I X 12	-0252	-0412	-0572	-1052		I X 12	-0332	-0492	-0652	-1132
		I X 13	-0253	-0413	-0573	-1053		I X 13	-0333	-0493	-0653	-1133
		I X 14	-0254	-0414	-0574	-1054		I X 14	-0334	-0494	-0654	-1134
		I X 15	-0255	-0415	-0575	-1055		I X 15	-0335	-0495	-0655	-1135
		I X 16	-0256	-0416	-0576	-1056		I X 16	-0336	-0496	-0656	-1136
		I X 17	-0257	-0417	-0577	-1057		I X 17	-0337	-0497	-0657	-1137
		I X 18	-0258	-0418	-0578	-1058		I X 18	-0338	-0498	-0658	-1138
		I X 19	-0259	-0419	-0579	-1059		I X 19	-0339	-0499	-0659	-1139
		I X 20	-0260	-0420	-0580	-1060		I X 20	-0340	-0500	-0660	-1140
		I X 21	-0261	-0421	-0581	-1061		I X 21	-0341	-0501	-0661	-1141
		I X 22	-0262	-0422	-0582	-1062		I X 22	-0342	-0502	-0662	-1142
		I X 23	-0263	-0423	-0583	-1063		I X 23	-0343	-0503	-0663	-1143
		I X 24	-0264	-0424	-0584	-1064		I X 24	-0344	-0504	-0664	-1144
		I X 25	-0265	-0425	-0585	-1065		I X 25	-0345	-0505	-0665	-1145
		I X 26	-0266	-0426	-0586	-1066		I X 26	-0346	-0506	-0666	-1146
		I X 27	-0267	-0427	-0587	-1067		I X 27	-0347	-0507	-0667	-1147
		I X 28	-0268	-0428	-0588	-1068		I X 28	-0348	-0508	-0668	-1148
		I X 29	-0269	-0429	-0589	-1069		I X 29	-0349	-0509	-0669	-1149
		I X 30	-0270	-0430	-0590	-1070		I X 30	-0350	-0510	-0670	-1150
		I X 31	-0271	-0431	-0591	-1071		I X 31	-0351	-0511	-0671	-1151
		I X 32	-0272	-0432	-0592	-1072		I X 32	-0352	-0512	-0672	-1152
		I X 33	-0273	-0433	-0593	-1073		I X 33	-0353	-0513	-0673	-1153
		I X 34	-0274	-0434	-0594	-1074		I X 34	-0354	-0514	-0674	-1154
		I X 35	-0275	-0435	-0595	-1075		I X 35	-0355	-0515	-0675	-1155
		I X 36	-0276	-0436	-0596	-1076		I X 36	-0356	-0516	-0676	-1156
		I X 37	-0277	-0437	-0597	-1077		I X 37	-0357	-0517	-0677	-1157
		I X 38	-0278	-0438	-0598	-1078		I X 38	-0358	-0518	-0678	-1158
		I X 39	▼ -0279	▼ -0439	▼ -0599	▼ -1079		I X 39	▼ -0359	▼ -0519	▼ -0679	▼ -1159
		I X 40	90120-0280	90120-0440	90120-0600	90120-1080		I X 40	90120-0360	90120-0520	90120-0680	90120-1160

DIM C (+0.20) ±.008 (5.75) .226

DIM D (+0.25) ±.010 (4.50) .177

DIM C (+0.20) ±.008 (6.75) .266

DIM D (+0.25) ±.010 (4.50) .177

NOTES:  
FOR PLATING VARIATIONS SEE  
ENG.STD. SDES-99000-0003.

**NON-STANDARD PRODUCTS  
NOT FOR GENERAL RELEASE**

REV	DESCRIPTION
N1	REV GD&T FOR DIM B
	EC NO: S2010-0493
	DRWN:SKANG 2009/12/11
	CHKD:ATSEE 2009/12/21
	APPR:MLONG 2009/12/21

QUALITY SYMBOLS	GENERAL TOLERANCES (UNLESS SPECIFIED)
▽ <sub>A</sub> =0	mm INCH
▽ <sub>B</sub> =0	4 PLACES ± --- ± ---
▽ <sub>C</sub> =0	3 PLACES ± --- ± ---
▽ <sub>D</sub> =0	2 PLACES ± --- ± ---
	1 PLACE ± --- ± ---
	ANGULAR ± ---°
	DRAFT WHERE APPLICABLE MUST REMAIN WITHIN DIMENSIONS

DIMENSION STYLE		SCALE	DESIGN UNITS	THIRD ANGLE PROJECTION
MM/IN		NTS	METRIC	
DRAWN BY	DATE	TITLE		
JDENNEHY	2006/01/18	C-GRID III SINGLE ROW STRAIGHT PIN HEADER		
CHECKED BY	DATE	MOLEX INCORPORATED		
DWASZKIEWICZ	2006/01/18	MOLEX INCORPORATED		
APPROVED BY	DATE	DOCUMENT NO.		
MLONG	2009/12/21	SDA-90120		
MATERIAL NO.		SHEET NO.		
SEE TABLE		6 OF 6		

DRAWN BY		DATE	TITLE		
JDENNEHY		2006/01/18	C-GRID III SINGLE ROW STRAIGHT PIN HEADER		
CHECKED BY		DATE	MOLEX INCORPORATED		
DWASZKIEWICZ		2006/01/18	MOLEX INCORPORATED		
APPROVED BY		DATE	DOCUMENT NO.		
MLONG		2009/12/21	SDA-90120		
MATERIAL NO.		SHEET NO.			
SEE TABLE		6 OF 6			
THIS DRAWING CONTAINS INFORMATION THAT IS PROPRIETARY TO MOLEX INCORPORATED AND SHOULD NOT BE USED WITHOUT WRITTEN PERMISSION					



CIRCUIT SIZE	PLATING TYPE A		PLATING TYPE E		PLATING TYPE F	
	PART NO.	CUSTOMER SPECIFIC PART NO.	PART NO.	CUSTOMER SPECIFIC PART NO.	PART NO.	CUSTOMER SPECIFIC PART NO.
1 X 1	90120-0121	90120-9121	90120-0761	90120-9761	90120-0921	90120-9921
1 X 2	↑ -0122	↑ -9122	↑ -0762	↑ -9762	↑ -0922	↑ -9922
1 X 3	-0123	-9123	-0763	-9763	-0923	-9923
1 X 4	-0124	-9124	-0764	-9764	-0924	-9924
1 X 5	-0125	-9125	-0765	-9765	-0925	-9925
1 X 6	-0126	-9126	-0766	-9766	-0926	-9926
1 X 7	-0127	-9127	-0767	-9767	-0927	-9927
1 X 8	-0128	-9128	-0768	-9768	-0928	-9928
1 X 9	-0129	-9129	-0769	-9769	-0929	-9929
1 X 10	-0130	-9130	-0770	-9770	-0930	-9930
1 X 11	-0131	-9131	-0771	-9771	-0931	-9931
1 X 12	-0132	-9132	-0772	-9772	-0932	-9932
1 X 13	-0133	-9133	-0773	-9773	-0933	-9933
1 X 14	-0134	-9134	-0774	-9774	-0934	-9934
1 X 15	-0135	-9135	-0775	-9775	-0935	-9935
1 X 16	-0136	-9136	-0776	-9776	-0936	-9936
1 X 17	-0137	-9137	-0777	-9777	-0937	-9937
1 X 18	-0138	-9138	-0778	-9778	-0938	-9938
1 X 19	-0139	-9139	-0779	-9779	-0939	-9939
1 X 20	-0140	-9140	-0780	-9780	-0940	-9940
1 X 21	-0141	-9141	-0781	-9781	-0941	-9941
1 X 22	-0142	-9142	-0782	-9782	-0942	-9942
1 X 23	-0143	-9143	-0783	-9783	-0943	-9943
1 X 24	-0144	-9144	-0784	-9784	-0944	-9944
1 X 25	-0145	-9145	-0785	-9785	-0945	-9945
1 X 26	-0146	-9146	-0786	-9786	-0946	-9946
1 X 27	-0147	-9147	-0787	-9787	-0947	-9947
1 X 28	-0148	-9148	-0788	-9788	-0948	-9948
1 X 29	-0149	-9149	-0789	-9789	-0949	-9949
1 X 30	-0150	-9150	-0790	-9790	-0950	-9950
1 X 31	-0151	-9151	-0791	-9791	-0951	-9951
1 X 32	-0152	-9152	-0792	-9792	-0952	-9952
1 X 33	-0153	-9153	-0793	-9793	-0953	-9953
1 X 34	-0154	-9154	-0794	-9794	-0954	-9954
1 X 35	-0155	-9155	-0795	-9795	-0955	-9955
1 X 36	-0156	-9156	-0796	-9796	-0956	-9956
1 X 37	-0157	-9157	-0797	-9797	-0957	-9957
1 X 38	-0158	-9158	-0798	-9798	-0958	-9958
1 X 39	↓ -0159	↓ -9159	↓ -0799	↓ -9799	↓ -0959	↓ -9959
1 X 40	90120-0160	90120-9160	90120-0800	90120-9800	90120-0960	90120-9960

DIM C (+0.20) ±.008 (6.75) .266

DIM D (+0.20) (+0.30) ±.008 (+.012) (2.90) .114

NOTES:  
FOR PLATING VARIATIONS SEE  
ENG.STD. SDES-99000-0003.

**STANDARD PRODUCTS**

PART NO'S ADDED  
EC NO: E2006-0667  
DRWN: DENNEHY 2006/01/23  
CHKD: DWASZKIEWICZ 2006/01/23  
APPR: DENNEHY 2006/02/07

QUALITY SYMBOLS  
▽=0  
▽=0

GENERAL TOLERANCES (UNLESS SPECIFIED)

	mm	INCH
4 PLACES	± ---	± ---
3 PLACES	± ---	± ---
2 PLACES	± ---	± ---
1 PLACE	± ---	± ---
ANGULAR	± ---°	

DRAFT WHERE APPLICABLE  
MUST REMAIN WITHIN DIMENSIONS

DIMENSION STYLE  
MM ONLY

DRAWN BY	DATE
JDENNEHY	2006/01/18
CHECKED BY	DATE
DWASZKIEWICZ	2006/01/18
APPROVED BY	DATE
JDENNEHY	2006/01/18
MATERIAL NO.	
DOCUMENT NO.	SDA-90120
SHEET NO.	2 OF 6

SCALE ---  
DESIGN UNITS METRIC  
THIRD ANGLE PROJECTION

TITLE  
C-GRID III  
SINGLE ROW STRAIGHT  
PIN HEADER

MOLEX MOLEX INCORPORATED

THIS DRAWING CONTAINS INFORMATION THAT IS PROPRIETARY TO MOLEX INCORPORATED AND SHOULD NOT BE USED WITHOUT WRITTEN PERMISSION